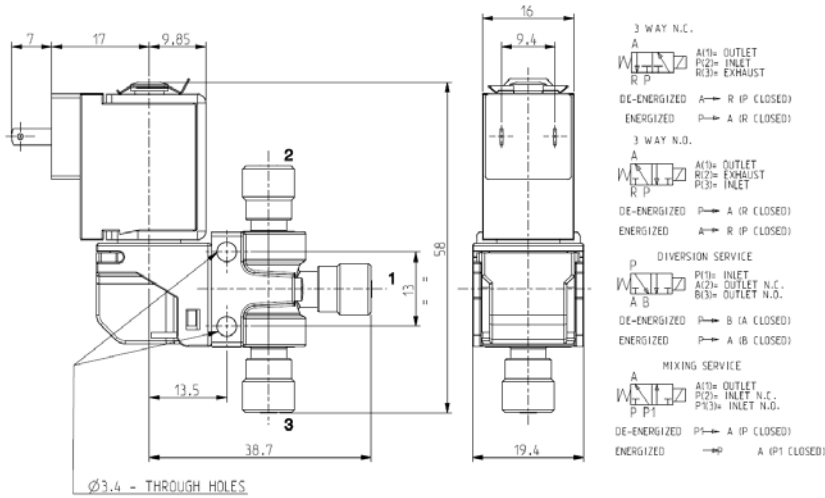




MICRO SOLENOID VALVE - DRY
3/2 - UF (Universal function)
 Direct acting - Total isolation
 Slip-on

D301



► **GENERAL FEATURES**

Total isolation micro solenoid valve: the actuator is totally isolated from the medium so that the wetted parts are just the body and the diaphragm. Minimum overall dimension. Possibility of disassembling for inspection. Reduced internal volumes: ~0,15 ml (0,15 c.c.). Core duly coated by PTFE (polytetrafluoroethylene) based self lubricating material. Suitable to shut off liquid and gaseous fluids (verify the compatibility of fluid with materials in contact).

► **TECHNICAL FEATURES**

Maximum allowable pressure (PS) 4 bar
 Opening time ~10ms
 Closing time ~10m
 Fluid temperature -10°C +90°C
 Max viscosity 5°E (~37 cStokes or mm²/s)

► **MATERIALS IN CONTACT WITH FLUID**

Body PSU (Polysulphone)
 Sealing VMQ or FPM

► **COIL**

Continuous duty ED 100%
 Encapsulation material PET (polyethylene terephthalate) fiberglass reinforced
 Insulation class F (155°C)
 Ambient temperature -10°C +60°C
 Electric connections DIN 46340
 Protection degree IP 40 (EN 60529) with female wire terminals
 Voltages DC 2,8 x 0,5 totally insulated
 12-24V (+10% -5%)
 (Other voltages on request).

Port size	Orifice size (mm)	Differential pressure (bar)				Kv (m ³ /h)	Series and type		Power absorption			Sealings	Notes	Weight (kg)	
		Δp min	Δp max		Valve		Coil	AC (VA)		DC (W)					
			Gases	Liquids				Inrush	Holding						
			AC	DC	AC	DC									
Slip-on (*)	1,5	0	-	3	-	3	0,06	D301S54	ZE30A	-	-	4	VMQ	1	0,055
								D301V54					FPM		

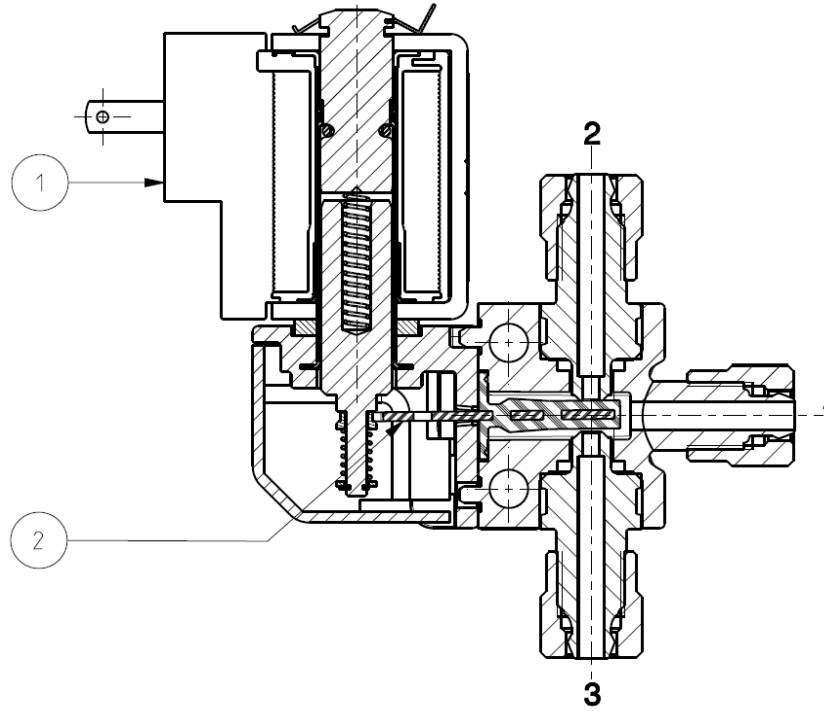
► **NOTES**

- Sealings: VMQ = Silicone elastomer FPM = Fluoro-carbon elastomer
 1 - These valves can become 2/2 NC or 2/2 NO by mounting the screwed cap on the port as shown overleaf. The performances remain unchanged.
 (*) Suitable for tube 3mm ID and 4,3mm OD.

1410/1509

D301

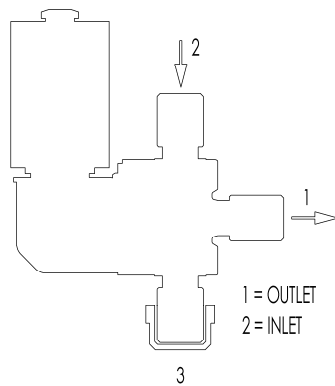
► SPARE PARTS



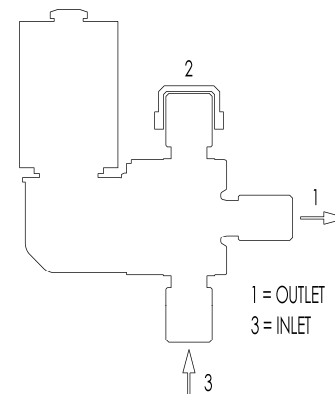
Kit description	Kit P.N.	Consisting of.	
Lever seal kit	D301S54 D301V54	2696903R 2696902R	Lever seal pos. 2
Coil	ZE30A		Coil pos. 1

ASSEMBLING SCHEME - SEE NOTE 1

2/2 SOLENOID VALVE NC



2/2 SOLENOID VALVE NO



► MOUNTING

- Solenoid valve can be mounted in any position.

THE VALIDITY OF REPORTED DATA IS REFERRED TO THE DATE OF ISSUE. POSSIBLE UPDATES ARE AVAILABLE ON REQUEST.